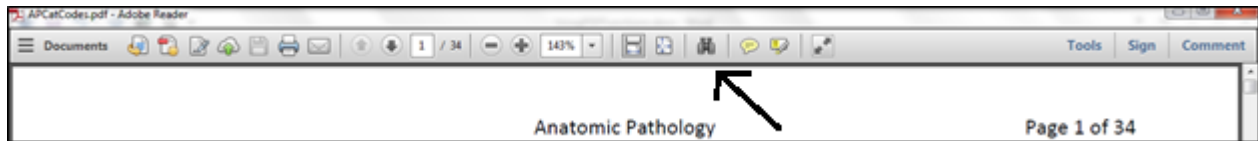


# Instructions for Using the PDF Search Function

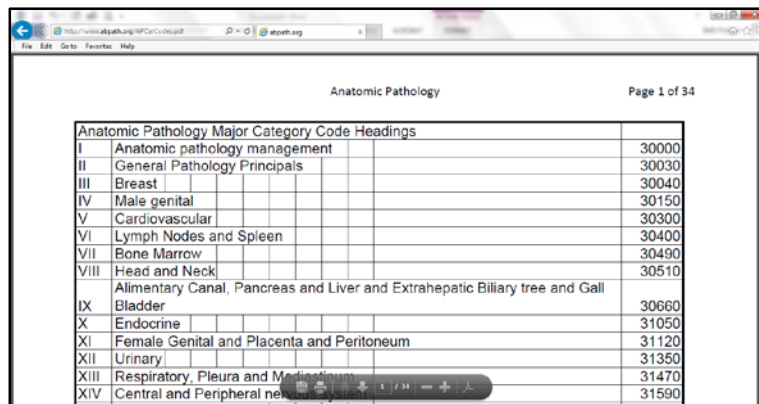
Adobe Reader XI

The quickest and best way to search for a category code is by using the PDF search function. On the TDAC Link, scroll down to **'Category Code Lists in PDF format'** and click on the link to open one of the category code lists. All of the Category Code Lists begin with a summary page of the Major Category Code Headings. The remaining pages list the Categories in Category Code order. The example used is Anatomic Pathology.

If you have a Toolbar at the top of your page, simply click on the Search icon (binoculars).



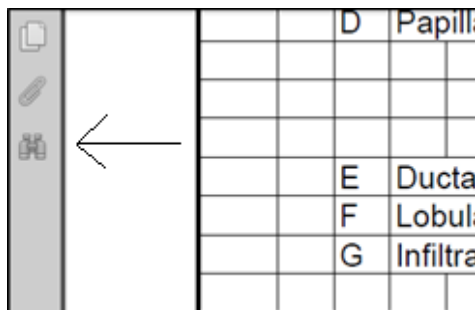
If you do not have Toolbars at the top of your page, move your cursor to the bottom center of the screen to show the Function Bar.



Anatomic Pathology Major Category Code Headings		
I	Anatomic pathology management	30000
II	General Pathology Principals	30030
III	Breast	30040
IV	Male genital	30150
V	Cardiovascular	30300
VI	Lymph Nodes and Spleen	30400
VII	Bone Marrow	30490
VIII	Head and Neck	30510
	Alimentary Canal, Pancreas and Liver and Extrahepatic Biliary tree and Gall	
IX	Bladder	30660
X	Endocrine	31050
XI	Female Genital and Placenta and Peritoneum	31120
XII	Urinary	31350
XIII	Respiratory, Pleura and Mediastinum	31470
XIV	Central and Peripheral nervous system	31590

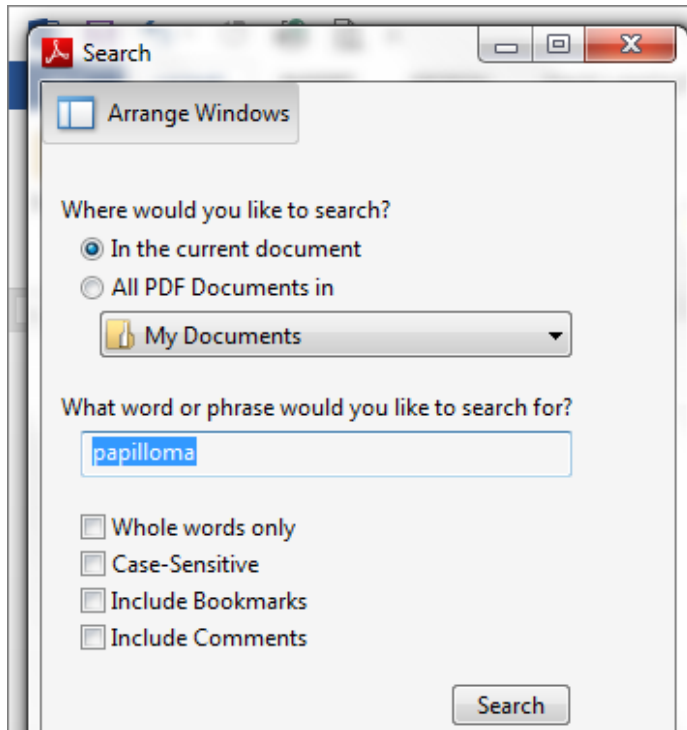


Click on the Adobe icon (the far right icon on the function bar) to Show the Navigation Pane Buttons on the left side of the page. In the Navigation Pane, click on the Search icon (binoculars).



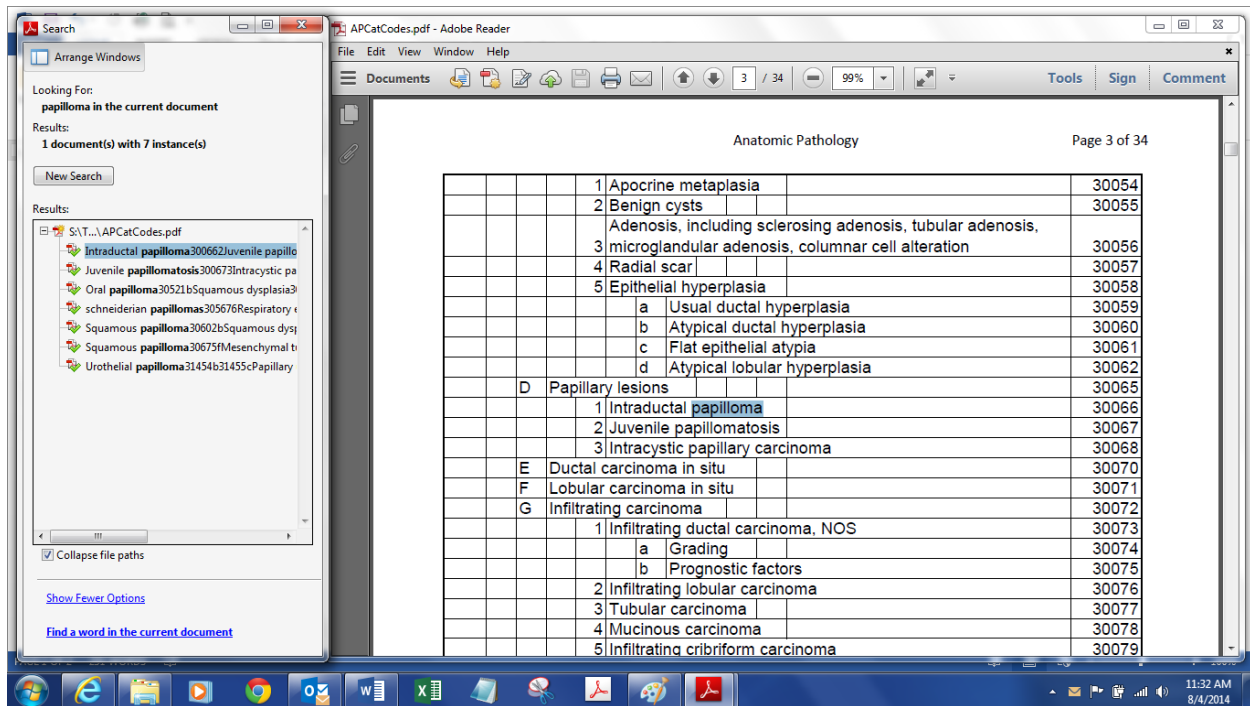
# Instructions for Using the PDF Search Function

Adobe Reader XI



Type a word, phrase, or number and click the Search button.

All of the categories that contain the word or phrase will be listed and the result will be highlighted in the document. The example used is 'papilloma.'



In the Results list, click each occurrence of the word in the list to see it in context. Click the New Search button to start a new search.