



Volume 45 No. 1

Spring 2023

The ABPath EXAMINER

The mission of the American Board of Pathology, a member of the American Board of Medical Specialties, is to serve the public and advance the profession of pathology by setting certification standards and promoting lifelong competency of pathologists.

AMS 2023

US ON EX

TH FOC

B PA

A

A

B PA

TH FOC

US ON EX

AMS 2023

In This Issue

Miller's Pyramid

Meet Our ABPath Staff

New TDAC Members

Everything You need to Know for Exams

Continuing Certification Program

2022 Exam Performance

Follow Us on Social Media

Visit our Web site www.abpath.org

IN THIS ISSUE

A WORD FROM OUR CEO	3
Miller’s Pyramid of Clinical Competence.....	4
2023 AMERICAN BOARD OF PATHOLOGY OFFICERS AND TRUSTEES	5
Trustees	5
Executive Committee	5
MEET OUR STAFF	6
BOARD ACTIONS	7
Launch of ABPath CertLink® Quality Assurance and Improvement Plan.....	7
ABPATH NEWS.....	7
Appointment of New TDAC Members.....	7
FOCUS ON EXAMS.....	8
Before the Exam.....	8
Day of the Exam	14
After the Exam	15
INFORMATION FOR PROGRAM DIRECTORS AND COORDINATORS.....	16
PATHway Login	16
Program Performance Reports	16
ABPath Booklet of Information.....	16
ABPath Ambassador Program/Speakers Bureau	16
CONTINUING CERTIFICATION PROGRAM (CC)	17
ABPath CertLink® Quality Assurance and Improvement Plan.....	17
CC Program Reminders	18
Text Reminders.....	18
Contact Information.....	18
CC Booklet of Information	18
THANK YOU TO OUR COOPERATING SOCIETIES	19
OUR VOLUNTEERS	20
Test Development and Advisory Committees (TDACs)	20
Continuing Certification (CC) Advisory Committee	20
Resident and Fellow Advisory Committee.....	20
ABPath CertLink® Item Writers	21
The Pathologist Educator.....	21
ABMS NEWS.....	22
EXAMINATION PERFORMANCE FOR 2022.....	23
EXAMINATION DATES FOR 2023	26
FEEDBACK WELCOME	26
CONTACT ABPATH	27



Gary Procop, MD, MS
Chief Executive Officer

A WORD FROM OUR CEO

Getting at “Does”

George Miller (1990) described the levels of competence in the form of a pyramid. The first two levels, “knows” and “knows how” are essentially cognitive functions. These, for the most part, should be obvious in pathology. Practitioners of our craft need to know the diseases of humans and the associated pathophysiology, but we also need to be able to diagnose and characterize these entities and communicate the findings to other care providers. These latter skill sets demonstrate the ability to “Do,” which is the pinnacle of Miller’s competence pyramid. This is the expectation of independent practitioners and is what makes the pathologist an indispensable part of the healthcare team.

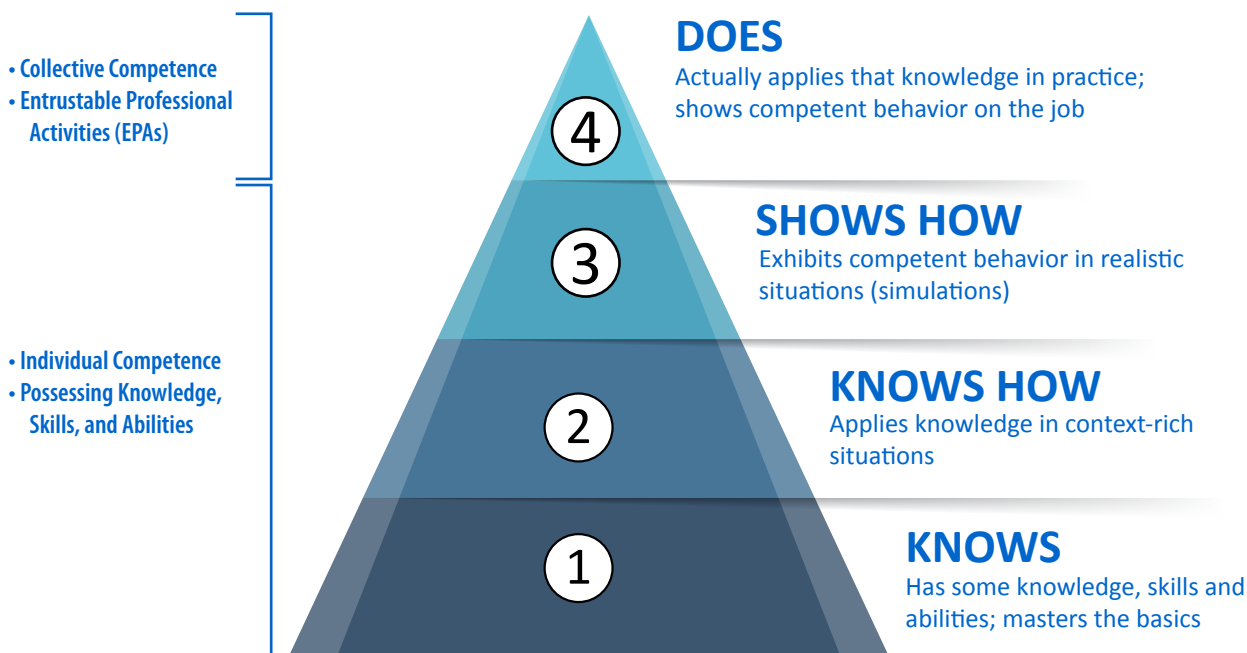
I was recently asked to moderate a session that explored how ChatGPT and similar artificial intelligence (AI)/machine learning (ML) programs would impact the Boards community. Needless to say, there was a healthy mixture of both excitement and fear in the room. Although ChatGPT doesn’t get all the questions I ask it right, it doesn’t do too badly. It is also important to understand that the current version is the equivalent to the Model-T and that before long there will be a Mustang (Yes, I am from Detroit). Most Board examinations consist, at least in part, of multiple-choice questions (MCQs), which are an excellent and efficient means of testing a large body of knowledge in a limited period of time. These types of questions predominantly test “Knows”, and when vignettes are provided can assess “Knows How.” The question that arises is: How will AI/ML change the Boards landscape when highly accurate knowledge is readily accessible? I recently had a conversation with a senior Emergency Department physician who only works part-time, and he admitted that he relies on “UpToDate” more than ever. Soon, with AI/ML, even more information that is even more accurate and up-to-date will be readily available on demand. Perhaps our evolution, as a Board, needs to be towards assessing the higher-level functions of “Show How” and “Does,” but how to get there?

Slightly over 1,400 pathologists responded to a recent survey regarding whether they were given the opportunity to independently sign-out cases during residency training. Although only 10% (145/1419) of these individuals were afforded the opportunity to do so, 74% felt that it had a positive impact on their early career. Similarly, slightly over half (i.e. 57% [726/1,274]) of pathologists who were not afforded this experience felt that if they had the opportunity, it would have positively influenced their early career. Personally, I have never met a pathologist who had a senior “hot-seat” rotation, and thought it was a bad experience. This is truly a Pathology community issue and not just an ABPath issue, so it will require a community solution. Our significant decision, as a community, is whether to keep training and assessment status quo, or, like our neighbors to the North, work toward “competency by design” (<https://www.royalcollege.ca/rcsite/cbd/competence-by-design-cbd-e>).

Admittedly, Pathology is a challenging space in which to allow advanced residents and fellows to “Do,” since many of the diagnoses rendered are definitive and will result in significant decisions. The challenge is how to afford the development of competence while simultaneously insuring patient safety. It is clear from our survey that some have done it successfully; we need to learn from them. The ABPath is building and intends to pilot a voluntary, formative, simulated sign-out experience for residents in training, which is targeted for launch in early 2025. This should afford a heightened assessment of “Shows How” and “Does” in a safe learning environment. ABPath will also continue to support the efforts of our colleagues who are exploring Entrustable Professional Activities (EPAs) as in-training competency-based assessments. We will continue to learn from our colleagues at Massachusetts General Hospital who continue to report success with their “Promotion in Place” pilot, wherein individuals who have demonstrated competence are allowed to practice with “sheltered independence” (Dr. Black-Schaffer; personal communication). The ABPath under the leadership of our President, Dr. Ritu Nayar, will explore these and related issues with our Cooperating Societies at our Spring meeting, and throughout the year. Stay tuned, as we will continue to explore getting at “Does.”

Gary W. Procop, MD, MS
 CEO, American Board of Pathology
 Professor of Pathology

Miller’s’ Pyramid of Clinical Competence



Miller, G.E. (1990). *The Assessment of Clinical Skills/Competence/Performance*. *Academic Medicine*, 65, S63-S67.

2023 AMERICAN BOARD OF PATHOLOGY OFFICERS AND TRUSTEES

The American Board of Pathology (ABPath) is pleased to announce the ABPath Board of Trustees and Executive Committee for 2023.

Trustees



Pictured from left to right: front row—Jennifer Laudadio, MD; Mark K. Fung, MD, PhD; Ritu Nayar, MD; Constance M. Filling, EdD; Mohiedean Ghofrani, MD, MBA; Barbara A. Sampson, MD, PhD; Kathleen G. Beavis, MD; Julie D. Kingery, MD. Back row – ABPath CEO Gary W. Procop, MD, MS; Edward R. Ashwood, MD; Matthew J. Wasco, MD; Jeffrey D. Goldstein, MD; Eric F. Glassy, MD; James R. Cook, MD, PhD.

Executive Committee Officers



Pictured from left to right: Kathleen G. Beavis, MD, Secretary; Ritu Nayar, MD, President; Barbara A. Sampson, MD, PhD, Vice President. Back row: Mohiedean Ghofrani, MD, MBA, Treasurer; Jeffrey D. Goldstein, MD, Immediate Past President.

MEET OUR STAFF



Patty Schnoor Slide Librarian

We would like to congratulate Patty Schnoor on her retirement from the Board. Patty has been an invaluable member of the ABPath team serving as the Slide Librarian and ensuring the quality and accuracy of thousands of microscopic glass slides used for certification exams. For over 34 years, Patty's attention to detail has been instrumental in maintaining the extensive ABPath slide library. She has been an important part of the ABPath's success over the years.

Following her retirement, Patty is planning to travel and spend time with her husband, children and grandchildren.

We want to express our gratitude for all she has done and wish her a happy and fulfilling retirement. Her contributions to the ABPath will always be remembered and appreciated. Congratulations, Patty, and enjoy this new chapter of your life!

ABPath Staff



Pictured from left to right:

*Front row: Kasey Williamson, Renee Holder, Geri Wills, Ty McCarthy, Dr. Gary W. Procop, Anthony Schlinsog, Josie Santos, Amanda Zombros,
Back row: Colette Earnest, Mary Pyfrom, Clarita Scioscia, Tyler Sandersfeld, Alissa Eagle, Bonnie Woodworth, John Lemke, Mario Levesque*

BOARD ACTIONS



Launch of ABPath CertLink® Quality Assurance and Improvement Plan

ABPath announced in February the launch of a two-year quality assurance/quality improvement initiative for ABPath CertLink® (ABPCL), the online longitudinal assessment platform for the Continuing Certification Program. This initiative is designed to enhance the user experience and ensure that the program continues to support the highest standards of continuous learning and professional development of board-certified pathologists.

“We have listened to the feedback from our diplomates and are taking action to make a great program even better,” says CEO of ABPath Gary W. Procop, MD, MS. *“We are committed to providing the highest quality program for our physicians, and this two-year improvement initiative is a testament to our dedication to our diplomates and the profession of pathology.”* [Read the announcement here.](#)

ABPATH NEWS

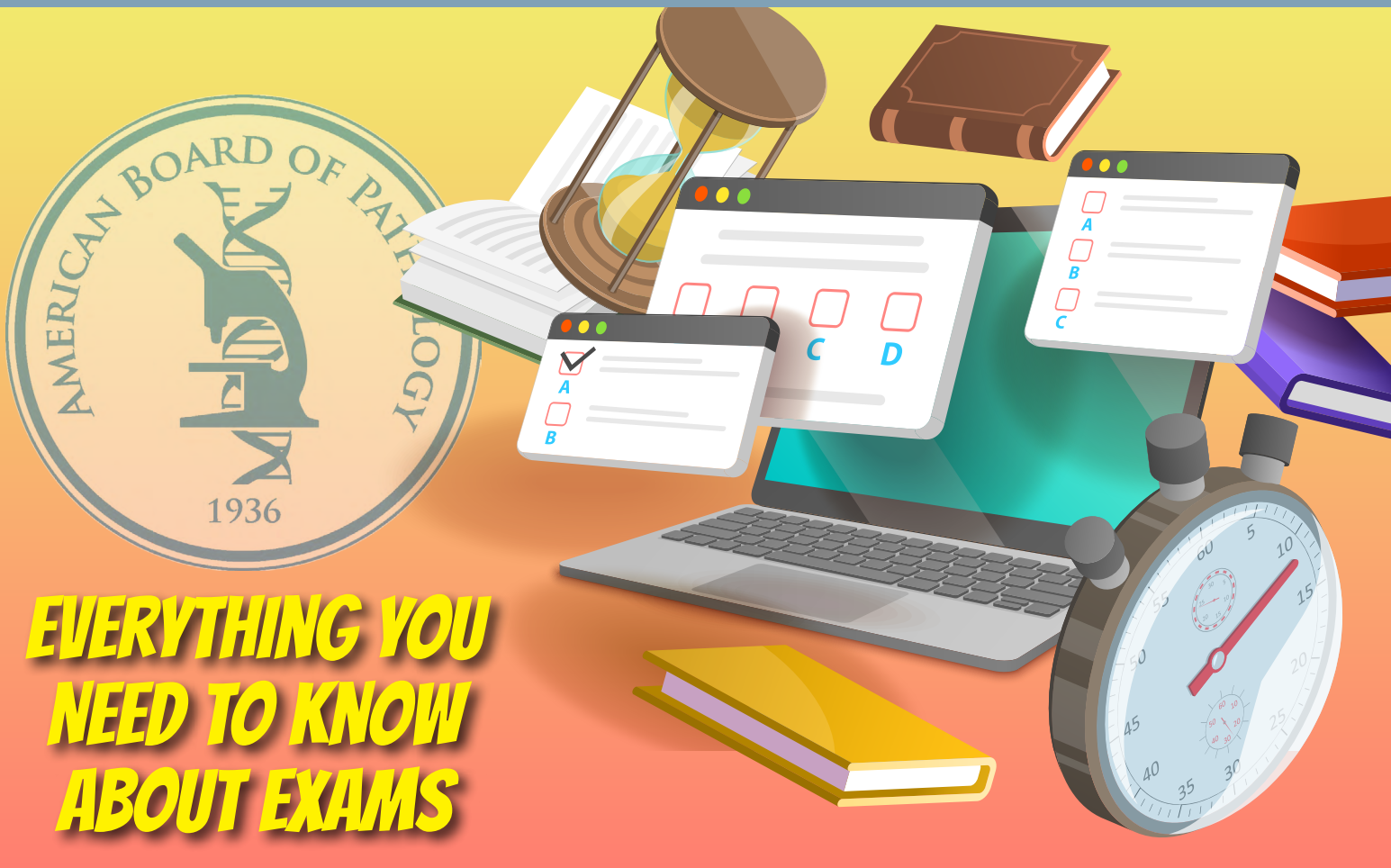


American Board of Pathology Announces the Appointment of New TDAC Members

The American Board of Pathology (ABPath) is pleased to announce the appointment of the following new members to the ABPath’s Test Development and Advisory Committees (TDACs) beginning in 2023. The TDACs are responsible for developing and reviewing the ABPath certification exam questions that assess and certify a physician’s education, knowledge, experience, and skills in order to provide high-quality care in the pathology profession. [Read the announcement here.](#)

- Alain Borczuk, MDAnatomic Pathology
- Kyle T. Bradley, MDHematopathology
- Elizabeth Bundock, MDForensic Pathology
- May Chan, MDDermatopathology
- Susan Ely, MDForensic Pathology
- Mark Ewalt, MDMolecular Genetic Pathology
- Alexandra Kovach, MDPediatric Pathology
- Zahra Maleki, MDCytopathology
- Peter Perrotta, MDManagement & Informatics
- Arie Perry, MDNeuropathology
- Roseann Wu, MDCytopathology

FOCUS ON EXAMS



**EVERYTHING YOU
NEED TO KNOW
ABOUT EXAMS**

Before the Exam

The following information will help candidates as they prepare for the 2023 certification examinations. More detailed information is available on the [ABPath website](#).



Pearson | VUE

All ABPath Primary and SS exams are administered through PVU Professional Test Centers



First & Last Names on 2 IDs must match names in PATHway



Welcome to PATHway

Last Name: Janice | First Name: Diplomat | Middle Name: | Former Last Name: |
 Suffix: | Degree: M.D. | Gender: Male | Ethnicity: Are you of Hispanic/Latino/Spanish origin? No

Primary Email: janice.diplomat123@gmail.com
 Secondary Email:

REMINDERS

- Candidates’ first and last name in PATHway must match the first and last name on the two forms of ID they will show to enter the exam on your scheduled day. If they do not match, notify ABPath as soon as possible.
- Candidates need to be sure their primary email address in PATHway is current. This is where they will receive important exam information from ABPath and Pearson VUE.

HELPFUL EXAM RESOURCES

- **Blueprints and Exam Descriptions**
 The ABPath provides examination descriptions and blueprints for Primary and Subspecialty exams. The blueprints give categories of topics covered in the examinations with the approximate percentage of questions for each topic. Be sure to check them out if you are preparing for an upcoming exam!

Primary Examinations



Anatomic Pathology Examination
 For AP Only, combined AP/CP, and combined AP/INP certifications.

- Daily Exam Schedule
- Description of Examination
- Examination Blueprint

Anatomic Pathology (AP) Exam Blueprint 2023

- Examination Abbreviations and Acronyms

Clinical Pathology Examination
 For CP Only and combined AP/CP certifications.

- Daily Exam Schedule

[Primary Exam Blueprints and Exam Descriptions link](#)

[Subspecialty Exam Blueprints and Exam Descriptions link](#)

Example of a Primary Certification exam blueprint.

Anatomic Pathology Exam Blueprint	Approximate %	
	Written/Practical	Virtual Microscopy
AP Management & General Pathology Principles	3	0
Breast	8	9
Genitourinary	9	14
Cardiovascular	2	1
Lymph Nodes and Spleen	4	6
Bone Marrow	4	2
Head and Neck	4	7
Alimentary Canal, Pancreas, Liver, Extrahepatic Biliary Tree, Gall Bladder	12	13
Endocrine	5	6
Gynecologic and Placenta	8	7
Medical Kidney	1	2
Respiratory, Pleura, Mediastinum	6	7
Central and Peripheral Nervous System	3	6
Soft Tissue and Bone	5	6
Skin	5	10
Molecular Techniques	1	0
Forensic/Autopsy	3	2
Cytopathology	15	2
Management & Informatics-General	2	0
Total Percentage	100	100
Total Number of Questions in Each Section	205	90
Total Hours Allotted for Each Section	3 Hrs 25 Mins	4 Hrs 30 Mins

- **Primary Exam Daily Schedules**

For a detailed look at the structure of the exam day, see the Daily Exam Schedules.

[Primary Daily Exam Schedule AP link](#)

[Primary Daily Exam Schedule CP link](#)

[Subspecialty Daily Exam Schedules link](#)

Example of an exam schedule for a Primary Certification exam.

2023 Anatomic Pathology (AP) Exam Schedule

- Breaks include: four 15-minute optional breaks and one 60-minute lunch break.
- You ***are not*** required to take ***any*** break or you may return early from a break, so your exam day can be shorter than the allotted time.
- If you wish to continue your exam at a 15-minute optional break, select “Continue Exam” in the bottom right corner of the screen to begin the next section.
- If you decide to take the 15-minute optional break, click “Begin Break” ***raise your hand*** and the proctor will log you out of the exam.
- At the 60-minute lunch break, ***raise your hand*** and the proctor will log you out of the exam. If you ***choose not*** to take the 60-minute lunch break, inform the proctor that you would like to continue with your exam.
- You ***MUST LEAVE*** your testing station during all breaks you choose to take; breaks cannot be taken at the testing station.
- At the completion of each break, you will be accompanied back to your testing station and the proctor will log you in to continue your exam.
- If you return late from a break, the excess time will be subtracted from the next section’s allotted time.
- If you take an unscheduled break during your exam, the test time will not stop.


One Day (10.4 hours/625 mins)			
Time	Section	Number of Items	Comments
(20 min)	Tutorial/Honor Code		
(69 min)	Combined Section A	69	1 min per item
(15 min)	Break		
(90 min)	Virtual Microscopy I	30	3 min per item
(15 min)	Break		
(68 min)	Combined Section B	68	1 min per item
(60 min)	Long Break		
(90 min)	Virtual Microscopy II	30	3 min per item
(15 min)	Break		
(68 min)	Combined Section C	68	1 min per item
(15 min)	Break		
(90 min)	Virtual Microscopy III	30	3 min per item
(10 min)	Exam Survey		

Note: Combined Sections = Written and Practical questions

• **Virtual Microscopy Practice Site**

The ABPath certification exams use Virtual Microscopy (VM) technology for viewing microscopic images to answer select exam questions. Microscopes and glass slides are no longer used in certification exams.

The **VM Practice site** contains 5 sample Virtual Microscopy questions, similar to what you will find on ABPath exams.



American Board of Pathology Virtual Microscopy Sample Exam

Instructions:

When you encounter a question on an exam that utilizes Virtual Microscopy, you will see a blue "Virtual Microscopy Image" button similar to the one below. Clicking this button will open up another window solely for the Virtual Microscopy viewer. Read the question, view the slide, and then select the correct answer on your computer screen.

[Click Here to View Virtual Microscopy Image](#)

For Virtual Microscopy questions the best way to navigate is to use your mouse.

MOVING THE SLIDE: Place the mouse cursor over the image, hold the left mouse button down and drag the image (click, hold and drag) to move up, down, right, or left or navigate quickly using the red square in the small navigation window in the upper right corner of the Virtual Microscopy viewer window.

CHANGING MAGNIFICATION: Use the mouse wheel. Roll the mouse wheel forward and backward to zoom in and out.

NOTE: If "white space" appears when you zoom in to high power, you are most likely in space between pieces of tissue.

The following icons in the upper left corner of the Virtual Microscopy viewer window can also be selected to navigate the image; however, we recommend using your mouse for navigation as it is faster and easier. We do recommend using the small navigation windows in the upper right corner to view a thumbnail of the image and use the red square to navigate quickly from one area or piece of tissue to another.


- Zoom In Icon** - Will zoom in on the section of tissue in the middle of the viewer window.
- Zoom Out Icon** - Will zoom out from the section of tissue in the middle of the viewer window.
- Go Home Icon** - Will resize the image so it fully displays within the viewer window.

The viewer window will automatically open up to be 1200 pixels in width. You can move, enlarge, or reduce the size of the viewer window by using your mouse to get an arrow along any edge or corner of the viewer window.



• **Practice Tutorial**

The **Practice Tutorial** will help familiarize candidates with the functions and features of taking the exam(s). It should take no more than 30 minutes to complete and candidates may revisit the tutorial as many times as they like. Candidates are strongly encouraged to review the Practice Tutorial before the exam.



ABPath Certification Exam Practice Tutorial - First Name Last Na... Time Remaining 00:29:13 5 of 27

Comment Highlight (H) Strikethrough (W) Calculator Scratch Pad Flag for Review

Navigating in the Examination

Notice the Previous and Next buttons at the bottom of the screen. These buttons are available on most screens in the examination.

Click the Previous button to move back one screen at a time and click the Next button to move forward one screen at a time.

You can also review a specific question within the current section you are working on at any time by clicking the Navigator button at the bottom of the screen.

Question ID	Status	Flagged for Review	Comments
Division of Functional Features 1	Unseen		
Preparing the Examination 2	Unseen		
Navigating in the Examination 3	Unseen		
Reading and Comprehension Questions 4	Unseen		
Item Example 5	Incomplete		
Viewing a Virtual Microscopy 6	Unseen		
Virtual Microscopy Example 7	Unseen		
Displaying an Exhibit 8	Unseen		
Exhibit Example 9	Unseen		
AB Reference Example 10	Unseen		
11 Unseen (Incomplete)			

← Previous Navigator Next →

The number of unseen and incomplete questions in the current section is displayed at the bottom of the Navigator pop-up window.

The status of each question is provided in the middle of the window, along with a Flag icon if it has been flagged for review and a Comments icon if a comment has been entered for it.

To quickly move to the question, click on the question number.

Buttons can be selected with the mouse.



• **Pearson VUE Professional Test Centers**

For general information on scheduling an exam appointment and what to expect at Pearson VUE Professional Test Centers visit the [ABPath website](#).





- **ABPath Honor Code**

Applicants sign an **Honor Code** when applying for certification. This is a legally binding contract between the physician and the ABPath. Candidates will be asked to agree to the Honor Code again when beginning their exam. Candidates may want to review it **HERE** before the exam to save time on exam day.

Program Directors are encouraged to talk with their residents about the honor code, professionalism, and ethical behavior.

scan or tap to go to website



ABPath Honor Code

Applicants sign an Honor Code when applying for certification. This is a legally binding contract between the physician and the ABPath.

Any violations of the Honor Code may be sufficient to bar a person from qualification, terminate participation in an examination, invalidate the results of a candidate's examination, cause the withholding or revocation of scores or certificates, or merit other appropriate action by the ABPath.

I understand and agree that as an applicant:

- I have the responsibility for supplying to the ABPath information adequate for a proper evaluation of my credentials.
- I have the responsibility to update any information required in connection with my application and certification, including providing the ABPath complete information relating to any restrictions on, or the suspension or revocation of, my medical license(s) within 60 days of any such restriction, suspension, or revocation.
- I may be disqualified from sitting for an examination or from issuance of a certificate in the event that any of the statements hereinafter made on this application, or hereafter supplied by me to the ABPath, are false or if I have failed to provide material information or in the event that any of the rules governing such examination are violated by me.
- I request and authorize the evaluation and validation of my credentials in accordance with, and subject to, the rules and regulations of the ABPath.
- ABPath may release the results of my examination(s) to the director of my pathology residency training program.
- ABPath may provide information to appropriate parties concerning my status as board certified or not certified, dates and bases for action(s) related to my certification, and/or other appropriate information; all disclosures will be in compliance with the law.
- All decisions as to my credentials and qualification for admission to the examination and for certification rest solely and exclusively in the ABPath, that its decision is final, and my exclusive appeal from any adverse decision is pursuant to the ABPath's rules and procedures.
- I hereby release, discharge, covenant not to sue, and hold harmless the ABPath, its trustees, officers, members, examiners, representatives, agents, and any person who supplies information regarding my credentials from any actions, suits, claims, demands, or damages arising out of, or in connection with any action taken by any of them regarding this application, the gathering, collecting, and use of

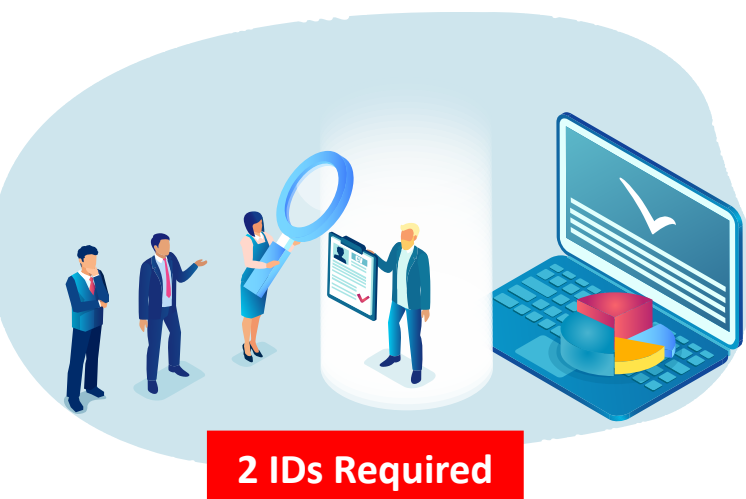

- **Accommodation Requests**

All requests for accommodations, including those for nursing mothers, must be made to ABPath. Please make requests before scheduling opens for your particular exam(s). For Primary exams, contact Mary@abpath.org and for Subspecialty exams, contact Renee@abpath.org.

- **Cancellation Policy for Primary and Subspecialty Exams**

Last year the ABPath updated the cancellation policy to begin in 2022. If a candidate chooses to cancel their examinations(s) they must cancel by the cancellation date for the exam(s) for which they are registered. Please refer to the ABPath website, for **cancellation dates**.

The full **cancellation policy** can be found on the ABPath website.



Day of the Exam

ID Reminder

You will need to show 2 forms of identification for check-in at the test center and when returning from breaks. One must be an original (no photocopies), valid (unexpired) government-issued photo ID (e.g., driver's license, passport) that includes your name, photograph and signature. Both forms of ID must match the first and last name that is listed in your Pearson VUE account.

All IDs must be issued by the country in which you are testing. If you do not have the qualifying ID issued from the country you are testing in, an International Travel Passport from your country of citizenship is required.

Candidate Rules Agreement

When candidates arrive at Pearson VUE they will read and agree to the Candidate Rules Agreement prior to entry into the exam room. We recommend candidates [review them on the website](#) before the day of the exam.

What You Can Bring into the Test Center

No items are permitted in the exam room except for your ID, face mask, and locker key if you are using a locker for personal belongings, food, and beverages. Whiteboards and markers will be provided for use during the exam. Access the [Practice Tutorial here](#), for an exam test drive.

Food and Beverages

We encourage candidates to bring their own food, drink and snacks. Storage lockers are provided. Pearson VUE test centers do not provide food and beverages and they may not be easily available in the surrounding area.

Get There Early

We suggest you get to the test center 30 minutes prior to your exam appointment.

After the Exam

Results

Exam results will be available 4-6 weeks after the last day of the exam window.

Candidates will receive an email when the results are available. Results will be posted on the Board Correspondence page in PATHway.

Please note, to receive your results, ensure a current, valid, full and unrestricted medical license showing the expiration date has been uploaded to PATHway.

Certificates

Engraved certificates will be mailed to successful candidates approximately 3-4 months after the exam results are released. Before receiving the certificate, candidates will receive an email from the engraver Jim Henry to confirm certificate details.



THE AMERICAN BOARD OF PATHOLOGY
A Member Board of the American Board of Medical Specialties

Welcome to PATHway

If you have a username and password, please enter them in the boxes in the upper right corner of this page and click the Blue Login button.

If you do not have a username and password, please click on the Create User Login link in the upper right corner of this page under the username box.

If you have a username and password, but have forgotten them, click on the Forget Username/Password link in the upper right corner of this page under the password box.

If you need assistance logging into PATHway, please email to the following based on your reason for logging into PATHway today:

- applicant/candidate for primary certification only: marc@abpath.org
- applicant/candidate for subspecialty certification only: ccs@abpath.org
- diplomate for maintenance of certification (MOC) only: cc@abpath.org
- program director of an ACGME fellowship only: rest/ks@abpath.org
- for any other reason: questions@abpath.org

[ABPath Privacy Policy](#)

**Exam Results in
PATHway
4-6 weeks after close of
exam window.**



**Certified by the
American Board of Pathology**

*Promoting Excellence in the
Practice of Pathology*

INFORMATION FOR PROGRAM DIRECTORS AND COORDINATORS



PATHway Login

As a reminder, Program Directors and Coordinators share the same login to PATHway for their program. Program Directors have a separate login for their personal accounts.



Program Performance Reports

Program performance reports will be released in January 2024 for residents and fellows taking exams in 2023.

ABPath Booklet of Information

The updated **Booklet of Information** should be reviewed by program directors, program coordinators and residents at least annually to ensure that certification requirements are met and ABPath policies and procedures are followed.



ABPath Ambassador Program/Speakers Bureau

The ABPath Trustees and CEO are available to speak to pathology departments with residency training programs and national, state and local pathology societies on topics such as ABPath Updates, Certification Examinations, and Continuing Certification. Please contact Ty McCarthy, COO at coo@abpath.org, if you would like to schedule a speaking engagement.

CONTINUING CERTIFICATION (CC) PROGRAM



The CC Program has two primary requirements for maintaining certification: quarterly participation in ABPath CertLink® (ABPCL) and submission of biennial reporting forms. These requirements allow diplomates to stay up-to-date with the latest developments in the field of pathology and demonstrate their commitment to ongoing learning and professional growth.

We are pleased to announce some important changes that will be effective in 2023. These changes are designed to improve the CC Program and ensure that it remains relevant and meaningful for our diplomates.

ABPath CertLink® Quality Assurance/Improvement Plan

ABPath recently launched a two-year quality assurance/quality improvement initiative for ABPCL. The initiative is designed to enhance the user experience and ensure that the program continues to support the highest standards of continuous learning and professional development of board-certified pathologists.

After an intensive review of question feedback and insight from diplomates about the ABPCL platform, ABPath developed a comprehensive plan to ensure that the platform and content continue to meet the needs of its users. Over the next two years, ABPath will be working on a multi-focused initiative to update terminology, improve image quality and the content of questions, and more rapidly introduce new content from leading journals.

[Read more here.](#)

Question Reduction

Beginning in July 2023, new ABPCL questions per quarter will be reduced from 15 to 10 new questions and up to 5 clones as a part of the ABPCL improvement plan. Performance and participation requirements must be met.





CC Program Reminders

CME for ABPCL Participation

If you are participating in ABPath CertLink® (ABPCL), you can claim up to 5 CME credits for successful participation. The credits may be claimed from February to December during the year following your participation through the American Society for Clinical Pathology (ASCP) in collaboration with ABPath. You do not have to be a member of ASCP to claim these credits. For more information on claiming CME, click [HERE](#).

Text Reminders

Diplomates may choose to receive text reminders at the end of each quarter for ABPCL. Once logged into ABPCL select the Profile tab in the heading to make the change.

Contact Information

Keep your email up to date in both ABPCL and PATHway to ensure you are receiving important information and updates from ABPath.

Booklet of Information

For complete information on the CC Program and policies, see the [CC Booklet of Information](#).

ABPCL

Questions can only be answered on a desktop computer or tablet. Questions can not be answered on a smartphone.



THANK YOU TO OUR COOPERATING SOCIETIES

LIST OF SOCIETIES

- Academy of Clinical Laboratory Physicians and Scientists
- American Association of Neuropathologists
- American Medical Association Pathology Section Council
- American Society for Clinical Pathology
- American Society of Dermatopathology
- American Society for Investigative Pathology
- American Society of Cytopathology
- Association for the Advancement of Blood and Biotherapies
- Association for Molecular Pathology
- Association of Directors of Anatomic and Surgical Pathology
- Association of Pathology Chairs
- College of American Pathologists
- National Association of Medical Examiners
- Society for Hematopathology
- Society for Pediatric Pathology
- United States and Canadian Academy of Pathology

Our Cooperating Societies

ABPath is proud to have 16 Cooperating Societies that we collaborate with to identify and address issues of importance to the profession of pathology. Through these valuable relationships, our Cooperating Societies support diplomates in their life-long learning and improvement in practice, their participation in Continuing Certification, and documenting their participation in educational and quality assessment activities.

ABPath recently welcomed the American Society of Dermatopathology (ASDP) as a new Cooperating Society. The mission of the ASDP is to improve patient care, support member needs and advance the field of Dermatopathology through education, advocacy and innovation.

The ABPath would like to thank the APC/PRODS, ASCP, CAP, and USCAP for their support of ABPath exhibit booths at their annual meetings.





OUR VOLUNTEERS

ABPath volunteers contribute their time and expertise in support of our mission and promote excellence in the practice of pathology. We thank them for their selfless dedication.

View a complete list of current ABPath committee members [HERE](#).

TDAC Test Development and Advisory Committees

Test Development and Advisory Committees

The TDACs are responsible for developing and reviewing the ABPath certification exam questions that assess a physician’s knowledge, judgment, and skills in order to provide high-quality care to patients. Each committee is chaired by an ABPath Trustee and consists of recognized subject matter experts who are leaders in their field. They spend many hours throughout the year in service to our profession and certification programs.

CC Advisory Committee Continuing Certification

Continuing Certification (CC) Advisory Committee

The Continuing Certification (CC) Advisory Committee is made up of 13 volunteer diplomates with diverse backgrounds, specialties, and experience and is chaired by an ABPath Trustee, currently Dr. Eric Glassy. It is responsible for advising the ABPath Board of Trustees for continuous evaluation and improvement of Continuing Certification from a diplomate’s perspective. Each member serves three years on the Committee.

RESIDENT & FELLOW ADVISORY COMMITTEE

Resident and Fellow Advisory Committee

The Committee is made up of Pathology Residents and Fellows with the purpose of providing feedback and suggestions for improvement to ABPath about the board certification process and ways to best support pathology residents and fellows in the certification journey. The committee is chaired by ABPath CEO, Dr. Gary W. Procop.





ABPath CertLink® (ABPCL) Item Writers

The ABPCL Item Writers share their expertise by writing questions (items) for the ABPath CertLink® longitudinal assessment. Their contributions have helped to enrich and refine the program.

We would like to acknowledge the following ABPCL Item Writers for providing exceptional support to ABPCL by contributing 11 or more items for ABPath CertLink® in 2022. Thank you for all you do to support professional development in pathology.

- Borislav Alexandrov Alexiev, MD
- David Alter, MD
- Nicoleta Arva, MD
- Nicholas Batalis, MD
- Hae Yoon Grace Choung, MD
- Jordan Colson, MD
- Abha Goyal, MD
- Arash Lahoutiharahdashti, MD
- Mercury Lin, MD
- Zahra Maleki, MD
- Robyn C Reed, MD
- Majed Refaai, MD
- Hamza N Tariq, MD

Pathologist


ABPath would like to thank the Pathologist Educator for supplying questions to be used in ABPCL. The Pathologist Educator is an on-line resource reporting on the research, innovations, personalities, and policies that shape pathology. We appreciate their support in lifelong learning for pathologists through ABPCL, ABPath's on-line longitudinal assessment platform.

You can find *The Pathologist* and *The Pathologist Educator* at:

<https://thepathologist.com>

<https://tinyurl.com/bwb4363s>

the
**Pathologist
Educator**



scan or tap to go to website

ABMS NEWS



American Board of Medical Specialties
Higher standards. Better care.®

ABMS Insights Newsletter

The ABPath is one of twenty four member boards of the American Board of Medical Specialties (ABMS). ABMS represents nearly one million active board-certified physicians who are aiming higher to better serve their patients, families, and communities. To read ABMS news and updates visit the ABMS at:

<https://www.abms.org/inside-abms/abms-insights-newsletter/>

The screenshot shows the top navigation bar of the American Board of Medical Specialties website. It includes the ABMS logo and tagline, a search icon, and several menu items: "FOR PATIENTS", "FOR CREDENTIALERS", "FOR PHYSICIANS & SPECIALISTS", and "FOR HEALTH CARE ORGANIZATIONS". Below this is a secondary navigation bar with "Board Certification", "Medical Specialties & Boards", "Programs & Services", "Research & Publications", "Events & Conferences", and "Newsroom". The main content area features a breadcrumb trail: "ABMS Home / Inside ABMS / ABMS Insights Newsletter". A large banner for "ABMS INSIGHTS" is displayed, with the tagline "CONNECTING WITH THE BOARDS COMMUNITY". A sidebar on the left lists "Inside ABMS" categories: Governance, Leadership Team, Revenue and Expenses, Research and Education Foundation, and Associate Members.

This is a preview of an email newsletter. The header features the "ABMS INSIGHTS" logo and the tagline "CONNECTING WITH THE BOARDS COMMUNITY". The main article is titled "Misinformation, Disinformation in Health Care Cost Lives, Create Distrust". The text states: "Regardless of who is spreading it or why, misinformation* and disinformation† about the risks, prevention, and treatment of COVID-19 has cost millions of lives and created distrust in the medical profession, according to speakers in the opening plenary of ABMS Conference 2022." Below the text is a photo of Peter Hotez, MD, PhD, speaking at a podium. A quote from him reads: "Misinformation or disinformation is a deliberate, organized, and well-funded enterprise," stated Peter Hotez, MD, PhD, Dean of the National School of Tropical Medicine; Professor of the Departments of Pediatrics, Molecular Virology & Microbiology, and Health Policy Scholar at Baylor College of Medicine; and Texas Children's Hospital Endowed Chair of Tropical Pediatrics. "Understanding that is a first step toward helping to combat it," he said. [Read more](#) to learn the origins of the "anti-science ecosystem," its impact on global vaccination goals, and its next target. Additionally, [explore the challenges](#) faced by American Board of Medical Specialties (ABMS) Member Boards as they teased out the truth from COVID-19 misinformation and disinformation, especially during the early days of the pandemic. Immediate Past-President of the American Board of Emergency Medicine (ABEM) Marianne Gausche-Hill, MD, FACEP, FAAP, FAEMS, discussed why the ABEM Board of Directors decided to issue a statement about misinformation and the response it received.

This is a preview of an email newsletter. The header features the "ABMS INSIGHTS" logo and the tagline "CONNECTING WITH THE BOARDS COMMUNITY". The main article is titled "CBME: Better Training Can Lead to Improved Patient Care". The text states: "Competency-based medical education (CBME) can positively impact and improve patient care through better procedural skills training, noted speakers presenting at the Lois Margaret Nora Endowed Lecture – Competency-Based Medical Education: The Future for Specialty Training – at ABMS Conference 2022." Below the text is a photo of Brenessa Lindeman, MD, MEHP, FACS, speaking at a podium. A quote from her reads: "Being present for a case is not the same thing as being competent for that case," stated Brenessa Lindeman, MD, MEHP, FACS, Associate Designated Institutional Official for the Clinical Learning Environment and Program Director of the Endocrine Surgery Fellowship at the University of Alabama-Birmingham. "Becoming a surgeon currently requires a five-year pathway of clinical training, which has served as a good educational framework with one exception. "It does not recognize that individuals develop knowledge, skills, and attitudes at different rates," said Dr. Lindeman, who is also Assistant Dean of Graduate Medical Education. This fixed-time system has led to variable outcomes in training, but CBME can serve as the remedy. After providing a brief history of CBME, Dr. Lindemann gave an overview of the two-year pilot study of entrustable professional activities (EPAs) undertaken by the American Board of Surgery (ABS) involving more than 800 residents in 28 general surgery residency programs. [Read more](#). Below this is a photo of Jacob A. Greenberg, MD, EdM, speaking at a podium. A quote from him reads: "Implementing CBME in a general surgery residency is not necessarily easy, but it is feasible and offers a wide range of benefits for faculty and trainees, Dr. Greenberg said. "I do think it will lead to earlier autonomy and residents who are better prepared when they get into practice." [Read more](#).

EXAMINATION PERFORMANCE for 2022



The ABPath uses criterion-referenced scoring for its certification examinations. Setting the criterion standard for each exam is performed every 3-5 years.

The number of candidates passing the examinations may not match the number of candidates certified for several reasons:

1. Some AP/CP candidates, both first-time takers and repeaters, take only one portion (either AP or CP) of the examination. These candidates are not certified until both AP and CP are passed.
2. Certified candidates include AP/CP candidates who passed either the AP or CP examination previously and requested single certification during the reporting year.
3. Certified candidates also include candidates who passed the examinations in a previous year but did not provide documentation of licensure or other required information until the reporting year.

See the [ABPath Website](#) for examination information.

Primary Certification Examinations

2022 Primary Examination

	Total Candidates		First-Time Takers			Repeaters		
	#	% Pass	#	# Pass	% Pass	#	# Pass	% Pass
AP	749	79%	590	520	88%	159	71	45%
CP	582	92%	531	509	96%	51	24	47%

5-Year Certified Report

Primary	2018	2019	2020	2021	2022
AACP	485	451	397	533	490
AP only	78	58	73	105	98
CP only	43	40	25	55	54
APNP	11	10	8	17	7

Primary Exam Pass Rates (% Pass = Spring exam pass rate)

Primary	2018 % Pass	2019 % Pass	2020 % Pass	2021 % Pass	2022 % Pass
AP only	89	82*	85	82	84
CP only	92	85*	88	94	94

*New criterion standard applied

Subspecialty Certification Examinations

2022 Subspecialty Examinations

	Total Candidates		First-Time Takers			Repeaters		
	#	% Pass	#	# Pass	% Pass	#	# Pass	% Pass
BB/TM	47	62	41	28	68	6	1	17
CH	-	-	-	-	-	-	-	-
CI	38	66	32	20	63	6	5	83
CY	137	83	120	108	90	17	6	35
DP	46	89	41	38	93	5	3	60
FP	54	98	52	51	98	2	2	100
HP	120	90	114	106	93	6	2	33
MB	13	69	13	9	69	-	-	-
MG	61	84	59	51	86	2	0	0
NP	24	83	23	20	87	1	0	0
PP	22	82	22	18	82	-	-	-
FPclinMB*	-	-	-	-	-	-	-	-

*FPclinMB = Focus Practice Designation-Clinical Microbiology

5-Year Certified Report

Subspecialty	2018	2019	2020	2021	2022
BB/TM	49	47	39	39	29
CH	2	1	2	-	-
CI	16	18	17	27	25
CY	142	137	104	109	115
DP	52	45	34	41	41
FP	49	38	47	38	53
HP	140	119	116	108	110
MB	12	14	6	18	8
MG	59	59	48	49	51
NP	15	12	17	11	14
PP	20	23	16	20	18
FPclinMB*	-	-	1	-	-

*FPclinMB = Focus Practice Designation-Clinical Microbiology

Subspecialty Examinations Pass Rates

Subspecialty	2018 % Pass	2019 % Pass	2020 % Pass	2021 % Pass	2022 % Pass
BB/TM	89	96	89*	81	62
CH	100	100	100	-	-
CI	94	78	89	77	66
CY	98	96	86*	86	83
DP	90*	98	95	87	89*
FP	94	93	89*	95	98
HP	98	97	94*	94	90
MB	100	100	100	100	69*
MG	98	98	98*	94	84
NP	100*	96	100	90	83*
PP	81*	96	89	91	82*
FPclinMB**	-	-	100	-	-

*New criterion standard applied

**FPclinMB = Focus Practice Designation-Clinical Microbiology

Continuing Certification Program

Participation Statistics

	2018	2019	2020	2021	2022
New Certificates Enrolled	1175	1054	933	1140	1088
Certificates Lapsed/ Revoked	88	88	64	60	46
New Diplomates Enrolled	638	583	519	731	658
Diplomates Lapsed/ Revoked	71	63	52	49	33



11,124 Diplomates are currently enrolled in the Continuing Certification Program.

EXAMINATION DATES FOR 2023

Exams (Pearson VUE)	2023 Dates
Anatomic / Clinical Pathology	
Spring	May 15 - June 3
Fall	October 10-22
Subspecialty	
Blood Banking/Transfusion Medicine	September 11-24
Chemical Pathology	September 11-24
Cytopathology	September 11-24
Dermatopathology	September 11-24
Hematopathology	September 11-24
Forensic Pathology	September 11-24
Medical Microbiology	September 11-24
Molecular Genetic Pathology	September 11-24
Neuropathology	September 11-24
Pediatric Pathology	September 11-24
Clinical Informatics (Pearson VUE)	October

FEEDBACK WELCOME



Have an idea for the Newsletter? Want to contribute to improving ABPath CertLink®?

We welcome your feedback and ideas.

Make your certification—and your voice—count!
 Contact Chief Operating Officer Ty McCarthy
coo@abpath.org

CONTACT ABPATH

**Main office:**

One Urban Centre, Suite 690
4830 West Kennedy Boulevard
Tampa, Florida 33609
Telephone: (813) 286-2444
Fax: (813) 289-5279
www.abpath.org

Questions may be addressed to:
questions@abpath.org

Ty McCarthy
Chief Operating Officer
coo@abpath.org

Gary Procop, M.D.
Chief Executive Officer
coo@abpath.org

About the American Board of Pathology

The mission of the American Board of Pathology, as a member of the American Board of Medical Specialties, is to serve the public and advance the profession of pathology by setting certification standards and promoting lifelong competency of pathologists. Founded in 1936, the ABPath accomplishes this mission by establishing certification and continuing certification standards and assessing the qualifications of those seeking to obtain voluntary certification in the specialty of pathology.

Stay up to date with important news and information from ABPath. Visit abpath.org and follow us on social media.

